


# Playing with Your 3 to 5 Year Old








This is my goal for my child:

---






---



# Why is it important for my child to be active and play?

-  Children learn through play.
-  Play helps her get along with others.
-  Play helps her learn new skills and use her imagination.
-  Play helps her learn about words, feelings and thoughts.
-  Seeing and doing new things helps your child's brain to grow.



# How can I make activity fun and encourage my child to play?

-  Play with your child. He will enjoy spending time with you! Find activities that you both enjoy.
-  Be a role model for your child. He will watch you and want to be like you.
-  Encourage your child to play outside every day. Fresh air is good!
-  Children need planned activity as well as free play.
-  Arrange for your child to play with other children often.



# Some activities to do with your child:

## Make Believe Walk

**Help your child pretend to walk through different places:**

- In the forest
- On the moon
- In the jungle
- On hot sand
- Through the snow
- In the mud



## Marching Band


**Make some instruments:**

- Use dried beans in an empty container with a lid to shake (oatmeal box, coffee can).
- Use wooden spoons to bang on pots.
- Take rubber bands, stretch them over containers, and pull on them to make sounds.





## Indoor helping activities

- Pick up toys
- Help make beds
- Help dust furniture
- Help feed and care for pets
- Help clean floors
- Carry laundry
- Help grocery shopping













## Outdoor helping activities

- Help walk the dog
- Help clean up the yard
- Help garden
- Help wash the dog
- Help wash the car
- Take walks











# Toys to play with:

-  Light weight hand paddles
-  Hula hoops
-  Beach balls/large balls
-  Tricycle
-  Jump ropes
-  Light weight bat and ball
-  Child-size toys:
  - Broom
  - Rake
-  Toy cars and trucks
-  Blocks








# Things at home to play with:

-  Plastic coffee can lids (Frisbee™)
-  Aluminum foil (make a ball)
-  Empty boxes or baskets
-  Newspaper balls
-  Sock balls
-  Dress up clothes
-  Run through sprinkler








# Games to play:


-  Dance to music
-  Hopscotch
-  Leap frog
-  Hide-and-seek
-  Jump rope















**Playing with your preschooler helps your child grow smarter, stronger, healthier and happier.**

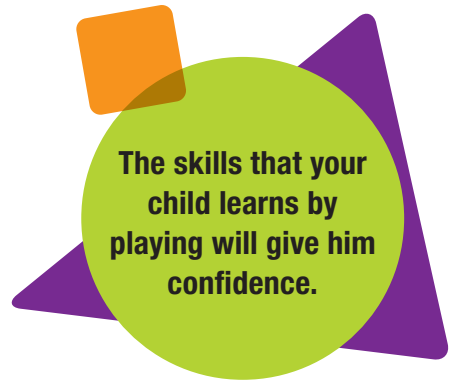
# Preschoolers learn by:

-  Copying
-  Following examples
-  Following simple directions
-  Playing make believe
-  Moving




# Your child can do these activities:

- |  |   |
|--|---|
|  Tumbling   |  Catching    |
|  Crawling   |  Dancing     |
|  Hopping    |  Skipping    |
|  Rolling  |  Throwing  |
|  Climbing |  Galloping |
|  Tossing  |  Kicking   |



# Celebrate your life together. Take time to play together.



California Department of Public Health,  
California WIC program  
*This institution is an equal opportunity provider.*

1-800-852-5770 | [MyFamily.WIC.ca.gov](http://MyFamily.WIC.ca.gov)

Rev 2/24

